

FMTD64

Forbes Marshall Thermodynamic Trap

Description

The Forbes Marshall Thermodynamic Trap FMTD64, with inbuilt strainer and full stainless steel construction, is best suited for header and mainline drains.

Size and Pipe Connections

1/2" and 3/4"

Screwed NPT and socket weldable ends

Notes

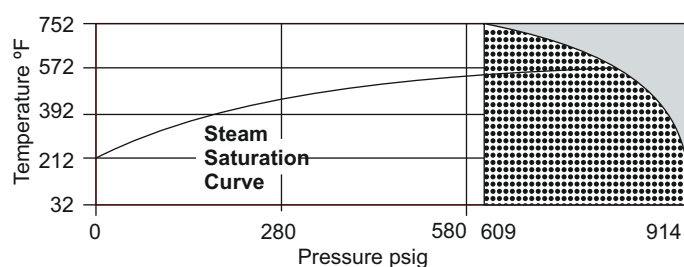
Available with Class 150, 300 and 600 weld on flanges on request

Limiting Conditions

Body design conditions	914 psig
PMA Maximum allowable pressure	914 psig @212°F
TMA Maximum allowable temperature	752°F @ 609 psig
Minimum allowable temperature	32°F
PMO Maximum operating pressure	609 psig recommended
TMO Maximum operating pressure	752°F @ 609 psig
Minimum operating temperature	32°F
Minimum operating differential pressure for satisfactory operations	3.6 psig
Designed for a maximum cold hydraulic test pressure of	1378 psig

Note : For lower operating temperatures consult Forbes Marshall PMOB : Maximum back pressure should not exceed 80% of the inlet pressure under any conditions of operation otherwise the trap may not shut-off.

Operating Range

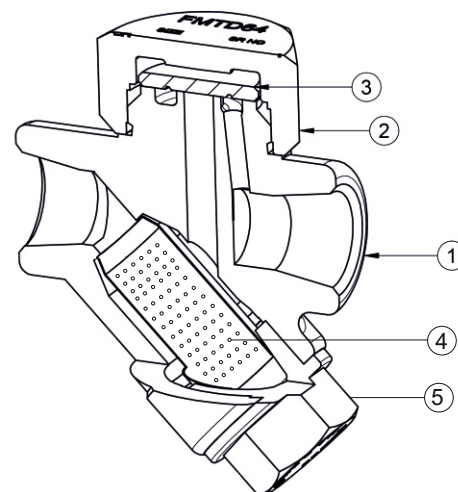


The product must on be used in this region.

The product should not be used in this region or beyond its operating range as damage may occur to the internals.

Optional extras

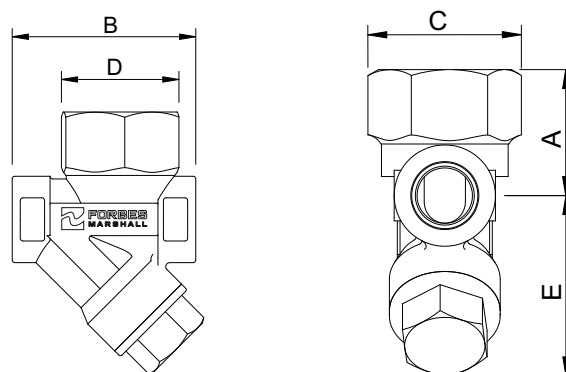
Isotub- An insulating cover which prevents the trap from being unduly influenced by excessive heat loss such as when subjected to low outside temperature, wind, rain, etc.



Material

No	Part	Material	Standard
1.	Body	Stainless Steel	ASTM A 743 Gr-CA40
2.	Cap	Stainless Steel	BS 3146 ANC2 (UNS S43100)
3.	Disc	Stainless Steel	ASTM A 240 SS 420
4.	Strainer Screen	Stainless steel	ASTM A 240, Type 304
5.	Strainer cap	Stainless steel	BS 3146 ANC2 (UNS S43100)

Note: Material specification mentioned in bracket are for reference only.



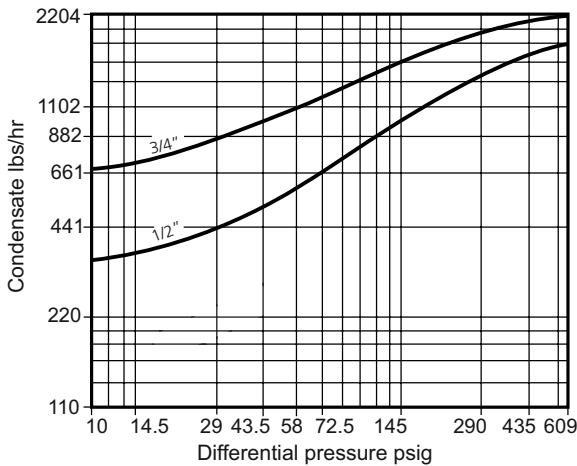
Dimensions (approx. in inches)

Size	A	B	C	D	E	Wt. (lbs)
1/2						
3/4	1.7	3.1	2.0	1.7	2.2	1.8

Salient Features

1. Complete stainless steel construction ensures better mechanical and corrosion resistant properties.
2. The disc and seat, hardened by induction hardening process to about 45RC can withstand continuous water hammering conditions.
3. Seat integral part of the body, eliminates leakage- prone joints and gaskets.
4. Condensate entry below the disc concentric to disc/seat ensures clean and parallel lift to disc with reference to seat, eliminating any localized wear and tear.
5. An inbuilt strainer screen of adequately large area ensures long and trouble free operation.

Capacity Chart



Installation

Preferably on horizontal pipe with cover on top. The trap can be fitted in other positions if unavoidable.

Maintenance

Remove the Isotub if fitted and unscrew cap using spanner. Do not use pipe wrench which may cause distortion of the cap. If the disc and body seating faces are only slightly worn they can be refaced by lapping individually on a flat surface such as a surface plate. A figure of eight motion and a diluted 1:6 lapping compound such as 6 micron Aluminium Oxide gives the best results.

If the wear is too great to be rectified by simple lapping, the seating faces on the body must be ground flat and then lapped and the disc replaced by a new one. The total amount of metal removed in this way should not exceed 0.010".

When re-assembling, the disc is normally placed in position with the grooved side in contact with the body seating face. Screw on the cap; no gasket is required but suitable high temperature anti-seize grease should be applied to the threads.

To clean or replace the strainer, unscrew the strainer cap using a spanner, withdraw the screen and clean or replace with a new one if damaged. To re-assemble, insert the screen in cap, then screw cap into place. No gasket is required but a fine smear of Molybdenum Disulphide grease should be applied to the threads.

How to Order

Example: 1/2" Forbes Marshall Thermodynamic Trap FMTD64

Available Spares

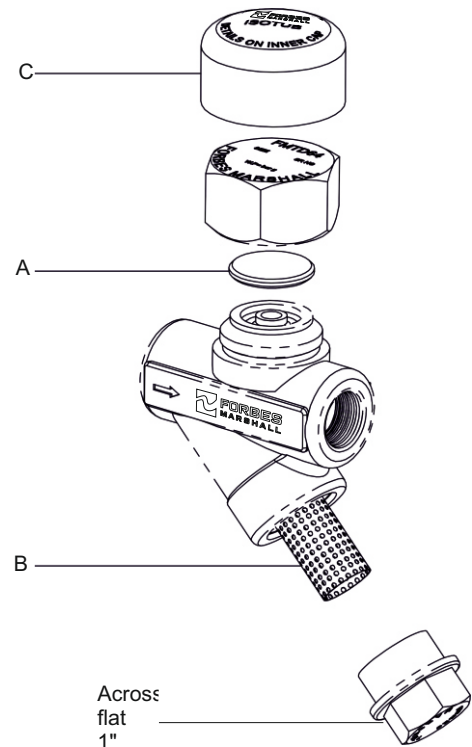
Strainer Screen and Disc (pkt. of 3)	A+B
Isotub	C

The spare parts available are shown in heavy outline. Parts drawn in broken line are not supplied as spares:

How to Order Spares

Always order spares by using the description given in the column headed "Available Spare" and stating the size and type of trap.

Example: Strainer Screen for 1/2" Forbes Marshall Thermodynamic Trap FMTD64



Forbes Marshall
Krohne Marshall
Forbes Marshall Arca
Codel International
Forbes Solar
Forbes Vyncke
Forbes Marshall Steam Systems

Forbes Marshall USA (FM USA Inc.)
480 South California Avenue, Unit 102
Palo Alto, CA 94306
P: 650-327-4227
F: 650-327-4127

Email : fm.northamerica@forbesmarshall.com

All contents herein are the property of Forbes Marshall Private Limited ("FMPL") or Forbes Marshall Steam Systems Private Limited ("FMSSPL"), as the case may be, and having protection under the intellectual property rights. Any reproduction, distribution or disclosure without prior written permission is prohibited. Information in this document is subject to change without notice.

Forbes Marshall Canada Inc.
2425 Matheson Blvd East, 8th Floor
Mississauga, ON L4W 5K4
P: 905-361-2880
F: 905-361-6401

Forbes Marshall Pvt. Ltd.
B-85, Phase II, Chakan Indl.
Area, Sawardari,
Chakan, Tal. Khed.
Dist. Pune - 410 501, India
Tel. 91(0)2135-393400
www.forbesmarshall.com